

TKQ Pattern Club / April 2011 /Notes

The April club set contains 25 digitized patterns. This month there are various custom patterns with the Rooster Tail Feather theme. There are two spring themed edge to edge patterns, a frame pattern for embroidered blocks and a border set.

Your zip files contain:

- 1 folder with your new pattern files and 1 PDF receipt for this month's set.
- 1 folder with jpeg images.
- 1 PDF Print Set file with a club pattern image sheet, pattern tips and ideas.

Page 2 of the Notes has images of this month's patterns and their numbers. I have also added the type of pattern that they are following the numbers. IE: Block, P2P, E2E, Border, Bdr Cnr, etc.

I recommend that you print out the PDF print set and keep it in a binder for future reference. It contains information about specific patterns in the set as well as helpful tips to get the best results from your patterns. There are also example layouts to give inspiration and ideas. Pattern numbers for those used in the layouts are noted below the image.

Please feel free to use the discount coupon code if you wish to purchase additional patterns from the website. The code for April 2011 is: **AP11** The code is good for 20% off patterns and sets (excluding 388 and 431) until April 30, 2011. You can use it as many times as you like until it expires.

Thank you for joining the TKQ Pattern Club! I appreciate any feedback you have about the club and patterns.

Happy quilting!



2398_Border



2398A_Bdr_Cnr



2398B_Sash



2398C_Sash_Cnr



2398D_Sash




2398E_Blk



2398F_Blk



2398G_Tri



2398H_Blk



2398I_Tri



2398J_Blk



2398K_Blk



2398L_Tri



2398M_Tri_P2P



2398N_Tri_P2P




2398O_Blk



2398P_Tri_P2P




2398Q_Tri_P2P



2398R_P2P




2398S_P2P



2399_E2E



2399A_E2E



2400_Block




2401_Border




2401A_Bdr_Cnr

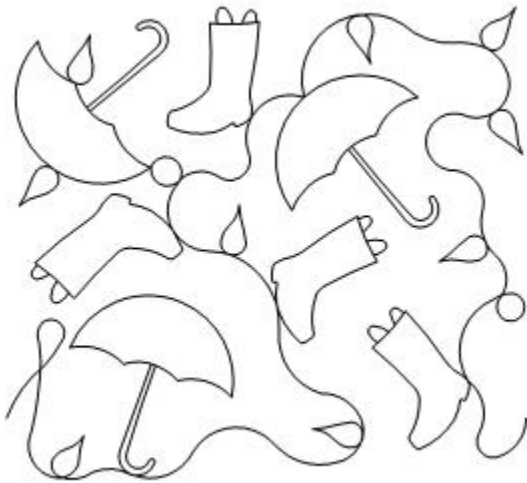
TKQ Pattern Club / April 2011 / Notes



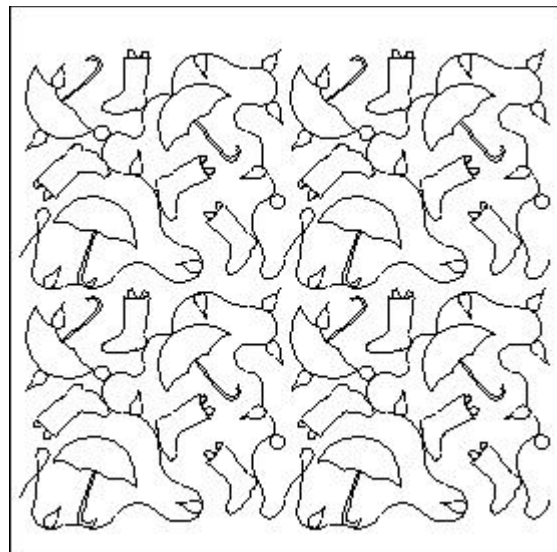
2399 May Flowers E2E



Repeated view




2399A April Showers E2E



Repeated view

TKQ Pattern Club / April 2011 / Notes



2399 and 2399A used with concatenation.

2398 & 2398A Rooster Tail Feather Border 7




2398



2398A

These border patterns were designed for approximately an 7" border. The corner is shown in blue and the border repeat is shown in green. These patterns are simple to use, as the start and end are at the outer edges of the pattern. There is no nesting, which makes it a forgiving pattern to use. Corner is Square Oriented and designed for the upper left corner position.



Patterns used in layout: 2398, 2398A, 2398C, 2398D, 2398H.